

AC SERIES-C TYPE DUAL CONNECTORS JACK/XLR

The AC Series C type chassis receptacles feature two connectors in the one space saving housing. A combined XLR female receptacle together with a 6.35mm (1/4") phone jack give the designer more flexibility ensuring premium board space is saved. Various configurations are available in either stereo or mono layouts with Vertical, Horizontal Printed Circuit Board or Solder contacts.

Features

- Two connectors in the one housing.
- Space saving design.
- Industry standard PCB footprint layout.
- Vertical or Horizontal PCB mounting.
- Bulk packed.
- Positive latch lock system (XLR).

Options

- Solder contacts
- Vertical PCB contacts
- Horizontal PCB contacts
- Bulk Packaging

Ordering Codes

We have listed the more common ordering codes in each section. For further options please refer to the part number breakdown charts on page 45. Please contact us if you need any further assistance.

Simple steps to guide you in using this catalogue

- 1) Identify the product group listed in Contents on Page 1 and go directly to that page number.
- 2) Each product group cover page then details information and options available.
- 3) Refer to the product detail pages and identify the product you require pictorially.
- 4) Read the product description column for the products standard features.
- 5) Use variations column to determine your choice.
- 6) Identify part number.
- 7) In the event the particular option you require is not listed please refer to the part number breakdown page at the end of each section.
- 8) Please contact us directly if you have any further problems.





Features:

- Two connectors in the one housing.
- Space saving design.
- Industry standard PCB footprint layout.
- Vertical or Horizontal PCB mounting.
- Bulk packed in trays, 100 to a box as standard.
- Positive latch lock system (XLR).

Part Number Breakdown: Page 45

Specifications: Page 47

PCB Footprints: Page 46


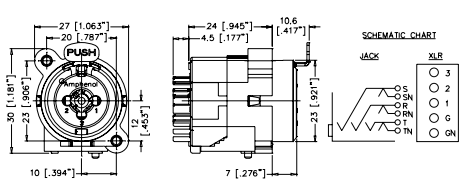

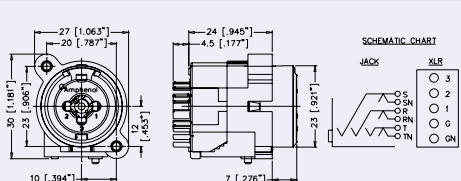
PRODUCT - FIGURE	DRAWING	Dimensions in mm (inches)	DESCRIPTION	VARIATIONS	PART NUMBER
			XLR 3 pole female receptacle with 1/4" mono jack without switching contact, Horizontal PCB mount, Bulk Pack	Latching	ACJC5H BULK
			XLR 3 pole female receptacle with 1/4" mono jack without switching contact, Horizontal PCB mount, Bulk Pack	Non-latching, Retention Spring	ACJC5HL BULK
			XLR 3 pole female receptacle with 1/4" mono jack without switching contact, Vertical PCB mount, Bulk Pack	Latching	ACJC5V BULK
			XLR 3 pole female receptacle with 1/4" mono jack without switching contact, Vertical PCB mount, Bulk Pack	Non-latching, Retention Spring	ACJC5VL BULK
			XLR 3 pole female receptacle with 1/4" mono jack without switching contact, Solder Contacts, Bulk Pack	Latching	ACJC5S BULK
			XLR 3 pole female receptacle with 1/4" mono jack without switching contact, Solder Contacts, Bulk Pack	Non-latching, Retention Spring	ACJC5SL BULK



PRODUCT - FIGURE	DRAWING	DESCRIPTION	VARIATIONS	PART NUMBER
	<p>Dimensions in mm (inches)</p> <p>27 [1.063"] 20 [0.787"] 30 [1.181"] 23 [0.906"] 10 [.394"] 12 [.475"] 15 [.591"] 3.5 [0.138"] 7 [.276"] 24 [.945"] 10.6 [.417"] 23 [.921"]</p> <p>Schematic Chart: JACK: S, R, T XLR: 3, 2, 1, G</p>	XLR 3 pole female receptacle with 1/4" stereo jack without switching contact, Horizontal PCB mount, Bulk Pack	Latching	ACJC6H BULK
	<p>Dimensions in mm (inches)</p> <p>27 [1.063"] 20 [0.787"] 30 [1.181"] 23 [0.906"] 10 [.394"] 12 [.475"] 15 [.591"] 3.5 [0.138"] 7 [.276"] 24 [.945"] 10.6 [.417"] 23 [.921"]</p> <p>Schematic Chart: JACK: S, R, T XLR: 3, 2, 1, G</p>	XLR 3 pole female receptacle with 1/4" stereo jack without switching contact, Horizontal PCB mount, Bulk Pack	Non-latching, Retention Spring	ACJC6HL BULK
	<p>Dimensions in mm (inches)</p> <p>27 [1.063"] 20 [0.787"] 30 [1.181"] 23 [0.906"] 10 [.394"] 11.5 [.453"] 5.5 [.217"] 7 [.276"] 24 [.945"] 10.6 [.417"] 23 [.921"]</p> <p>Schematic Chart: JACK: S, R, T XLR: 3, 2, 1, G</p>	XLR 3 pole female receptacle with 1/4" stereo jack without switching contact, Vertical PCB mount, Bulk Pack	Latching	ACJC6V BULK
	<p>Dimensions in mm (inches)</p> <p>27 [1.063"] 20 [0.787"] 30 [1.181"] 23 [0.906"] 10 [.394"] 11.5 [.453"] 3.5 [0.138"] 7 [.276"] 24 [.945"] 10.6 [.417"] 23 [.921"]</p> <p>Schematic Chart: JACK: S, R, T XLR: 3, 2, 1, G</p>	XLR 3 pole female receptacle with 1/4" stereo jack without switching contact, Vertical PCB mount, Bulk Pack	Non-latching, Retention Spring	ACJC6VL BULK
	<p>Dimensions in mm (inches)</p> <p>27 [1.063"] 20 [0.787"] 30 [1.181"] 23 [0.906"] 10 [.394"] 12 [.475"] 15 [.591"] 4.5 [.177"] 7 [.276"] 24 [.945"] 10.6 [.417"] 23 [.921"]</p> <p>Schematic Chart: JACK: S, R, T XLR: 3, 2, 1, G</p>	XLR 3 pole female receptacle with 1/4" stereo jack without switching contact, Solder Contacts, Bulk Pack	Latching	ACJC6S BULK
	<p>Dimensions in mm (inches)</p> <p>27 [1.063"] 20 [0.787"] 30 [1.181"] 23 [0.906"] 10 [.394"] 12 [.475"] 15 [.591"] 4.5 [.177"] 7 [.276"] 24 [.945"] 10.6 [.417"] 23 [.921"]</p> <p>Schematic Chart: JACK: S, R, T XLR: 3, 2, 1, G</p>	XLR 3 pole female receptacle with 1/4" stereo jack without switching contact, Solder Contacts, Bulk Pack	Non-latching, Retention Spring	ACJC6SL BULK
	<p>Dimensions in mm (inches)</p> <p>27 [1.063"] 20 [0.787"] 30 [1.181"] 23 [0.906"] 10 [.394"] 12 [.475"] 15 [.591"] 3.5 [0.138"] 7 [.276"] 24 [.945"] 10.6 [.417"] 23 [.921"]</p> <p>Schematic Chart: JACK: S, R, T, SN, ST, TN XLR: 3, 2, 1, G</p>	XLR 3 pole female receptacle with 1/4" switching stereo jack, Horizontal PCB mount, Bulk Pack	Latching	ACJC9H BULK
	<p>Dimensions in mm (inches)</p> <p>27 [1.063"] 20 [0.787"] 30 [1.181"] 23 [0.906"] 10 [.394"] 12 [.475"] 15 [.591"] 3.5 [0.138"] 7 [.276"] 24 [.945"] 10.6 [.417"] 23 [.921"]</p> <p>Schematic Chart: JACK: S, R, T, SN, ST, TN XLR: 3, 2, 1, G</p>	XLR 3 pole female receptacle with 1/4" switching stereo jack, Horizontal PCB mount, Bulk Pack	Non-latching, Retention Spring	ACJC9HL BULK



PRODUCT - FIGURE	DRAWING	Dimensions in mm (inches)	DESCRIPTION	VARIATIONS	PART NUMBER
		27 [1.063] 20 [0.787] 30 [1.181] 23 [0.906] 10 [.394] 12 [.472] 24 [.945] 3.5 [.138] 10.6 [.417] 23 [.921] 7 [.276]	XLR 3 pole female receptacle with 1/4" switching stereo jack, Vertical PCB mount, Bulk Pack	Latching	ACJC9V BULK
		27 [1.063] 20 [0.787] 30 [1.181] 23 [0.906] 10 [.394] 12 [.472] 24 [.945] 3.5 [.138] 10.6 [.417] 23 [.921] 7 [.276]	XLR 3 pole female receptacle with 1/4" switching stereo jack, Vertical PCB mount, Bulk Pack	Non-latching, Retention Spring	ACJC9VL BULK
		27 [1.063] 20 [0.787] 30 [1.181] 23 [0.906] 10 [.394] 12 [.472] 24 [.945] 4.5 [.177] 10.6 [.417] 23 [.921] 7 [.276]	XLR 3 pole female receptacle with 1/4" switching stereo jack, Solder Contacts, Bulk Pack	Latching	ACJC9S BULK
		27 [1.063] 20 [0.787] 30 [1.181] 23 [0.906] 10 [.394] 12 [.472] 24 [.945] 4.5 [.177] 10.6 [.417] 23 [.921] 7 [.276]	XLR 3 pole female receptacle with 1/4" switching stereo jack, Solder Contacts, Bulk Pack	Non-latching, Retention Spring	ACJC9SL BULK
		27 [1.063] 20 [0.787] 30 [1.181] 23 [0.906] 10 [.394] 12 [.472] 24 [.945] 3.5 [.138] 10.6 [.417] 23 [.921] 7 [.276] 15 [.591]	XLR 3 pole female receptacle with 1/4" switching stereo jack and switching ground contact, Horizontal PCB mount, Bulk Pack	Latching	ACJC10H BULK
		27 [1.063] 20 [0.787] 30 [1.181] 23 [0.906] 10 [.394] 12 [.472] 24 [.945] 3.5 [.138] 10.6 [.417] 23 [.921] 7 [.276] 15 [.591]	XLR 3 pole female receptacle with 1/4" switching stereo jack and switching ground contact, Horizontal PCB mount, Bulk Pack	Non-latching, Retention Spring	ACJC10HL BULK
		27 [1.063] 20 [0.787] 30 [1.181] 23 [0.906] 10 [.394] 12 [.472] 24 [.945] 3.5 [.138] 10.6 [.417] 23 [.921] 7 [.276]	XLR 3 pole female receptacle with 1/4" switching stereo jack and switching ground contact, Vertical PCB mount, Bulk Pack	Latching	ACJC10V BULK
		27 [1.063] 20 [0.787] 30 [1.181] 23 [0.906] 10 [.394] 12 [.472] 24 [.945] 4.5 [.177] 10.6 [.417] 23 [.921] 7 [.276]	XLR 3 pole female receptacle with 1/4" switching stereo jack and switching ground contact, Vertical PCB mount, Bulk Pack	Non-latching, Retention Spring	ACJC10VL BULK

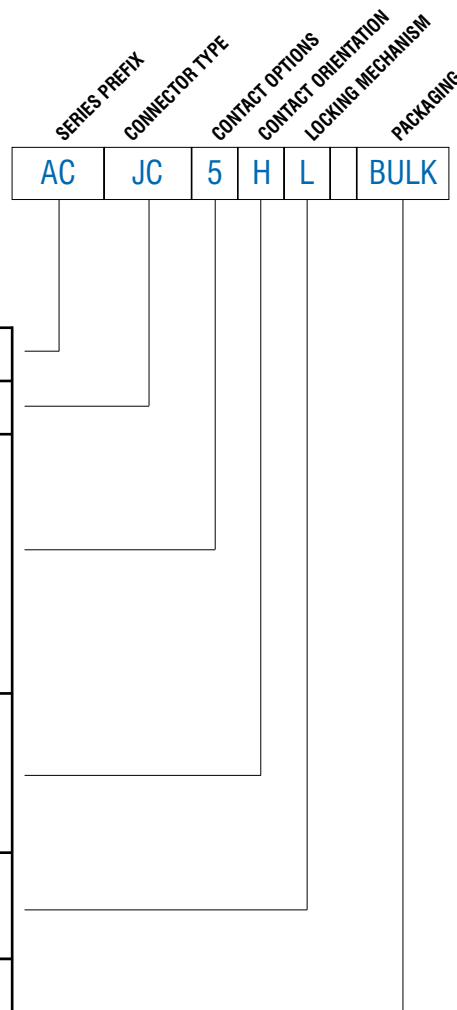
PRODUCT - FIGURE	DRAWING	DESCRIPTION	VARIATIONS	PART NUMBER
	 <p>Dimensions in mm (inches)</p> <p>27 [1.063"] 20 [0.787"] 30 [1.181"] 23 [0.909"] 10 [0.394"] 12 [0.472"] 24 [0.945"] 4.5 [0.177"] 10.6 [0.417"] 23 [0.909"] 7 [0.276"]</p> <p>SCHEMATIC CHART</p> <p>JACK</p> <p>XLR</p> <p>3 2 1 G GN</p>	XLR 3 pole female receptacle with 1/4" switching stereo jack and switching ground contact, Solder Contacts, Bulk Pack	Latching	ACJC10S BULK
	 <p>Dimensions in mm (inches)</p> <p>27 [1.063"] 20 [0.787"] 30 [1.181"] 23 [0.909"] 10 [0.394"] 12 [0.472"] 24 [0.945"] 4.5 [0.177"] 10.6 [0.417"] 23 [0.909"] 7 [0.276"]</p> <p>SCHEMATIC CHART</p> <p>JACK</p> <p>XLR</p> <p>3 2 1 G GN</p>	XLR 3 pole female receptacle with 1/4" switching stereo jack and switching ground contact, Solder Contacts, Bulk Pack	Non-latching, Retention Spring	ACJC10SL BULK

PART NUMBER BREAKDOWN

AC SERIES THERMOPLASTIC C TYPE

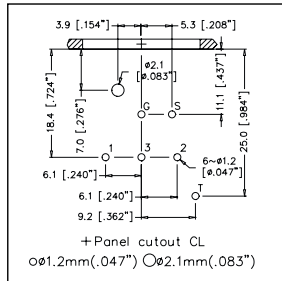
E. G. **ACJC5HL BULK**
AC (Series Prefix), **JC** Jack/Connector XLR, **5** Mono, **H**orizontal Printed Circuit Board, **L**atchless, **BULK** Packaged.

SERIES PREFIX	AC	=	Series Prefix
CONNECTOR TYPE	JC	=	Jack / Connector XLR
CONTACT OPTIONS	5	=	Mono, Non Switching, XLR Grounded
	6	=	Stereo, Non Switching, XLR Grounded
	9	=	Stereo, Switching, XLR Grounded
	10	=	Stereo, Switching, XLR with Ground Switch
CONTACT ORIENTATION	V	=	Vertical Printed Circuit Board
	H	=	Horizontal Printed Circuit Board
	S	=	Solder Contacts
LOCKING MECHANISM	Blank	=	Latching
	L	=	Latchless
PACKAGING	Blank	=	Individual Bags
	BULK	=	Bulk Packed

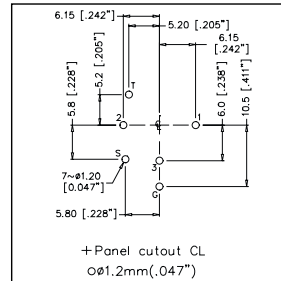


AC SERIES C TYPE SERIES

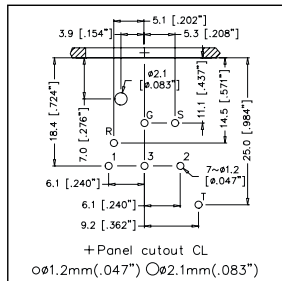
**ACJC5H
ACJC5HL**



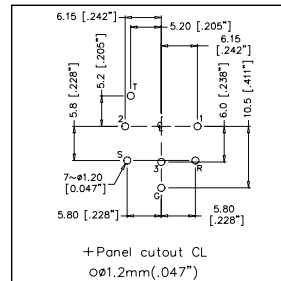
**ACJC5V
ACJC5VL**



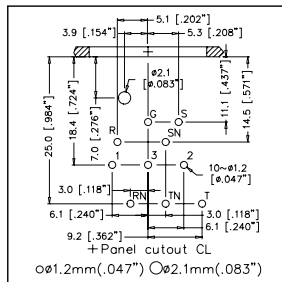
**ACJC6H
ACJC6HL**



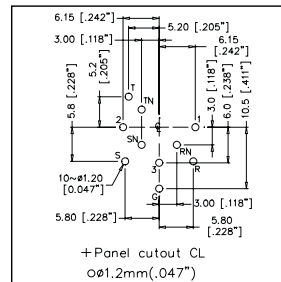
**ACJC6V
ACJC6VL**



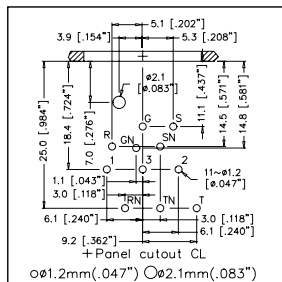
**ACJC9H
ACJC9HL**



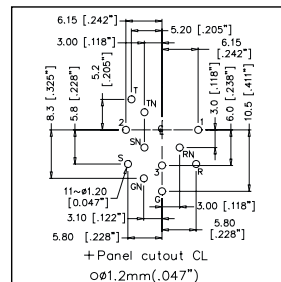
**ACJC9V
ACJC9VL**



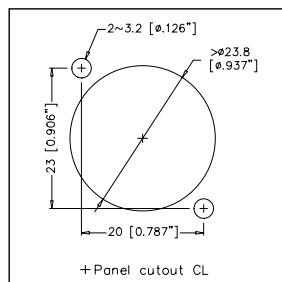
**ACJC10H
ACJC10HL**



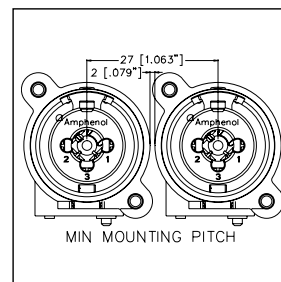
**ACJC10V
ACJC10VL**



**C TYPE
PANEL CUTOUT**



**C TYPE
MOUNTING PITCH**



STANDARD DATA C TYPE CHASSIS RECEPTACLES

		VALUE
GENERAL CHARACTERISTICS	Number of contacts	5, 6, 9 or 10
	Termination	Printed Circuit Board (PCB) or Solder Bucket
	Flammability	UL 94HB
ELECTRICAL CHARACTERISTICS	Service Voltage RMS	50V
	Test Voltage AC RMS	1500V
	Current carrying capacity	7.5A
	Typical Contact Resistance	≤ 10mΩ
	Insulation Resistance (initial)	> 2GΩ
	Insulation Resistance (after damp heat test)	> 0.5GΩ
CLIMATIC CHARACTERISTICS	Protection Class	IP40
	Operating Temperature	-30 °C to +80 °C
MECHANICAL CHARACTERISTICS	Weight**	14g (0.030lb)
	Retention Spring separating force	≥ 20N
	Mounting Hole torque max.	1.5Nm
	Mechanical Operations	1500 mating cycles
	Fastening	Self-Tapping PT screw with thread 2.9 x 1.06 and of Tri-rondular configuration
MATERIALS	Connector Shell	PA6.6 + 20% glass fibre reinforced, UL 94HB
	Shell Finish	Black
	Insulators	PA6.6 + 20% glass fibre reinforced, UL 94HB
	XLR Contact	
	Material	Bronze
	Plating	Gold over Nickel plated
	Jack Contact	
	Material	Brass
Plating	Silver over Copper plated	
Latch lock and Spring	Nickel Plated	
Ground element	Silver over Copper plated	

**Approximate weight in grams not including packaging. Please contact us for exact weight for shipping purposes.

Rev 2- 04/2008